



Learning Project Week beginning 06.07.20

Year Group: Year 1

Weekly Maths Tasks

This week we'd like you to complete 2 maths test papers and focus on learning your doubles.

Task 1 Complete the arithmetic paper that has been uploaded.

Task 2 Complete the reasoning paper that has been uploaded.

Task 3 By the end of Year 1, children need to be able to recall their doubles to ten (ie double 4 = 8). They need to be able to do this instantly but we recommend practising with drawings and images to begin. We have uploaded some useful images and a couple of activities to help you practise at home. We find this doubles game very useful in school!

<https://www.topmarks.co.uk/maths-games/hit-the-button>

Weekly Reading Tasks

Task 1 Children are expected to be able to read and spell most common exception words. How many of these words can you read?

Task 2 Can you find a fiction text at home and read this to an adult.

Task 3 Draw a picture of your favourite character from the book you read with your adult. Tweet the teachers your pictures and tell us why they are your favourite character.

Task 4 Ruby has a worry and it develops in to something it never needed to be. Draw something below that worries you.

Task 5 If you need to remind yourself of the story, watch the video clip of Ruby's Worry again. Answer the comprehension questions below.

Weekly Writing Tasks

Weekly Phonics Tasks

This week we want you to create a 'time capsule' about yourself. We will ask you to reflect and record things that you like and could be used to compare or look back at in the future.

Task 1 Create and design a 'net' with basic information about yourself. Move onto answering the questions on page 2.

Task 2 Complete the personal information page about what you like and are currently interested in.

Task 3 Now we'd like you to record things in a letter. Imagine you are writing to someone that has never met you before. Use the information gathered this week and your skills as a Year 1 writer. Afterwards, you might choose to hide or bury your letter so that you can look back at it in the future. But, remember where it is!

Task 1 Practise reading the oo sound (oo, u-e). Practise reading the sound in words.

Task 2 Practise writing the oo sound (oo, u-e,) in words and sentences.

Task 3 Practise reading a mix of set 2 and 3 sounds in the words attached.

Task 4 Practise reading alien words

Task 5 Spot the oo u-e sound in the attached passage.

Live RWI Speed Sound sessions will be available daily on the Ruth Miskin YouTube channel. Please refer to previous weeks for your child's class.

Learning Project to be done throughout the week

Science













As we have covered most areas of the Science curriculum, we have decided to upload 2 end of unit tests each week (with answers). These will focus on 1 Science unit (eg plants) and test key knowledge. Test 1 is a mid-topic test and test 2 is an end of topic test so will naturally be more difficult.

Geography

Make a poster all about India. Using the information on the PowerPoint and what we have learnt about India make a poster. You can draw pictures and write facts all about India.

P.E.

Use this image and a dice and have a go at 'dice yoga.' Yoga is fantastic when developing flexibility, strength and balance and also helps mindfulness.

Dice	Pose
	 Lunge
	 Warrior pose
	 Warrior 2 pose
	 Mountain pose
	 Tree pose
	 March in place

Additional Reading/Handwriting

We'd like you to spend any additional time this week on practising your handwriting or enjoying reading one of your books at home. Handwriting wise, you could copy a page of a text or practise writing some key words on lined paper. By now, all children should be forming their letters correctly and each letter should be the correct size.

Additional learning resources parents may wish to engage with

[Espresso](#) - a useful resource filled with interactive games and videos for all subjects. Log in details on school website under Home Learning/Year 2/ Year 2 links [Oxford Owl](#)

[Phonics](#)- additional phonics support

[White Rose Maths](#) - maths tool

[TT Rockstars and Numbots](#) - access to numbots

[Twinkl](#) - to access these resources click on the link and sign up using your own email address and creating your own password. Use the offer code UKTWINKLHELPS.

Follow us on Twitter for additional support!

@MrFlavell7

@mrsstev49987600

@Mrs Walsh4

@MissChander